

# Phoenix Multifamily

## Market Forecast

Trends

Vacancy



Unemployment



Rental Rate



New Construction



## Notable Transactions

**Crescent Scottsdale Quarter**  
Desert Horizon Park/Cactus Road  
275 Units  
\$87,000,000 | \$316,364/unit  
Buyer: Invesco Advisors, Inc.  
Seller: Crescent Communities, LLC

**Almeria at Ocotillo**  
Price Corridor  
389 Units  
\$80,000,000 | \$210,765/unit  
Buyer: PASSCO Companies, LLC  
Seller: PB Bell Asset Management, LLC

**San Valiente**  
Sunnyslope  
604 Units  
\$71,300,000 | \$118,046/unit  
Buyer: M&C Properties LLC  
Seller: Colony Realty Partners

**La Privada at Scottsdale Ranch Apts**  
Scottsdale Ranch  
350 Units  
\$64,000,000 | \$182,857/unit  
Buyer: DiNapoli Capital Partners  
Seller: GE Asset Management

**909 West Apartments**  
Tempe Royal Estates  
408 Units  
\$55,500,000 | \$136,029/unit  
Buyer: MG Properties Group  
Seller: Fairfield Residential

The Phoenix multifamily market remains lucrative as rents continue to increase and vacancy decreases, despite surging construction. Phoenix is a top destination for expanding companies who are attracted to the low-cost operating environment, vast pool of talent and available tax credits in addition to more than 300 days of sunshine a year. The city's diverse industries include healthcare, manufacturing & logistics and emerging technologies. The growing population, more than 150,000 people moved to Phoenix last year alone, ensures a strong multifamily market for years to come.

In the third quarter rents continued to rise, raising the year over year rent growth to 6.6%, and pushing average asking rent per unit across the county to \$905, the highest rent on record. Apartments located in Scottsdale continue to command the highest rents with Scottsdale Airpark as the most expensive at \$1,259 and Old Town Scottsdale in second at \$1,216. By contrast the lowest rents are found in West Maricopa County. In the current economy, rising rents are expected to continue as new workers and new companies are attracted to the area.

The market's overall vacancy has continued to tighten with the third quarter ending at 4.2%, a 30 basis point decrease from the third quarter of 2015. Scottsdale Airpark continues to have one of the highest vacancy rates at 7.5% due to ample new construction. Meanwhile the most compacted submarket clusters are Northeast Outlying at 1.8% and North Gateway at 2.3% due to constrained supply. Despite several new construction projects, vacancy is forecasted to continue to tighten as new residents quickly fill in the new space.

In the third quarter, the Phoenix multifamily market recorded 102 transactions, totaling over one billion dollars. The biggest properties to change hands this quarter were The Optima at Kierland in Desert Horizon Park/Cactus Road, Almeria

→ Continued, page 2

**Offices**

- Seattle  
206.296.9600
- Bellevue  
425.454.7040
- South Seattle  
206.248.7300
- Tacoma  
253.722.1400
- Olympia  
360.705.2800
- Portland  
503.221.9900
- San Francisco  
415.229.8888
- Redwood Shores  
650.769.3600
- Silicon Valley  
408.970.9400
- Sacramento  
916.970.9700
- Roseville  
916.751.3600
- Orange County  
949.557.5000
- San Diego  
858.509.1200
- Carlsbad  
760.430.1000
- Reno  
775.301.1300
- Phoenix  
602.513.5200

**Contact**

**Mark Read**  
Executive VP, Brokerage  
Southwest  
858.509.1200  
[mread@kiddermathews.com](mailto:mread@kiddermathews.com)

Designated Broker  
Mark Read | LIC #00572743

at Ocotillo in Price Corridor and San Valiente in Sunnyslope. The average price per unit has increased 22.5% year-over-year to \$97,261 in the third quarter. The average cap rate was 6.3%.

Phoenix has been witnessing a surge in multifamily construction as developers try to cash in on the growing population of renters. As of the third quarter there are over 10,100

units being built, which will do little to quell the demand. Tempe is undertaking the bulk of this development with 1,900 units under development, followed by Central City with 1,700 units. Rise on Apache, one of the largest projects being built will provide approximately 384 upscale units for students at ASU.

*Data Source: CoStar*

**Submarket Statistics**

Submarket	Inventory Units	Asking Rate/Unit	Asking Rent Growth/Year	Vacancy	Net Absorption Units	Under Construction Units	Delivered Units
44th Street Corridor	11,369	\$814	5.3%	2.8%	3	-	-
Ahwatukee	8,925	\$1,027	5.0%	3.2%	103	-	-
Camelback/Biltmore	25,921	\$912	6.3%	4.7%	62	1,022	244
Central City	12,908	\$894	3.6%	5.5%	55	1,709	286
Chandler/Gilbert	18,029	\$1,080	7.2%	3.3%	294	1,151	420
Deer Valley	24,868	\$896	7.4%	3.6%	(12)	67	-
E Mesa/Apache Junction/ Gateway Airport	20,927	\$845	8.0%	4.3%	74	357	32
Fountain Hills	603	\$984	3.8%	3.9%	(4)	-	-
North Gateway	3,924	\$1,067	6.6%	2.3%	63	-	-
North Mountain	38,432	\$756	8.1%	3.7%	(6)	-	48
Northeast Outlying	316	\$742	4.3%	1.8%	0	-	-
Northwest Outlying	8,195	\$964	4.2%	2.8%	19	286	-
Old Town Scottsdale	17,579	\$1,216	1.4%	5.8%	260	1,102	507
Outlying Pinal County	8,015	\$690	4.7%	5.0%	8	-	-
Paradise Valley Village	9,832	\$855	8.0%	4.6%	(28)	42	-
Paradise Valley/Central Scottsdale	9,958	\$1,121	8.9%	4.8%	(94)	-	39
Peoria/Glendale/Maryvale	44,931	\$691	8.3%	4.0%	(98)	-	200
Price Corridor	12,657	\$1,063	5.9%	5.2%	(145)	618	76
San Tan Valley/Queen Creek	834	\$1,062	10.5%	4.7%	(1)	-	-
Scottsdale Airpark	16,268	\$1,259	3.9%	7.5%	321	1,327	465
South Tempe	7,955	\$1,056	4.5%	4.5%	(83)	534	-
Southwest Outlying	9,492	\$951	9.2%	2.7%	90	-	125
Southwest Phoenix	17,215	\$789	6.7%	5.7%	(181)	-	-
Tempe	30,230	\$1,024	6.7%	3.9%	519	1,901	303
West Maricopa County	1,173	\$629	4.6%	5.7%	0	-	-
West Mesa	40,691	\$806	7.3%	3.6%	182	-	398
<b>Total</b>	<b>401,691</b>	<b>\$905</b>	<b>6.6%</b>	<b>4.2%</b>	<b>1,401</b>	<b>10,116</b>	<b>3,143</b>

**Notable Projects Under Construction**

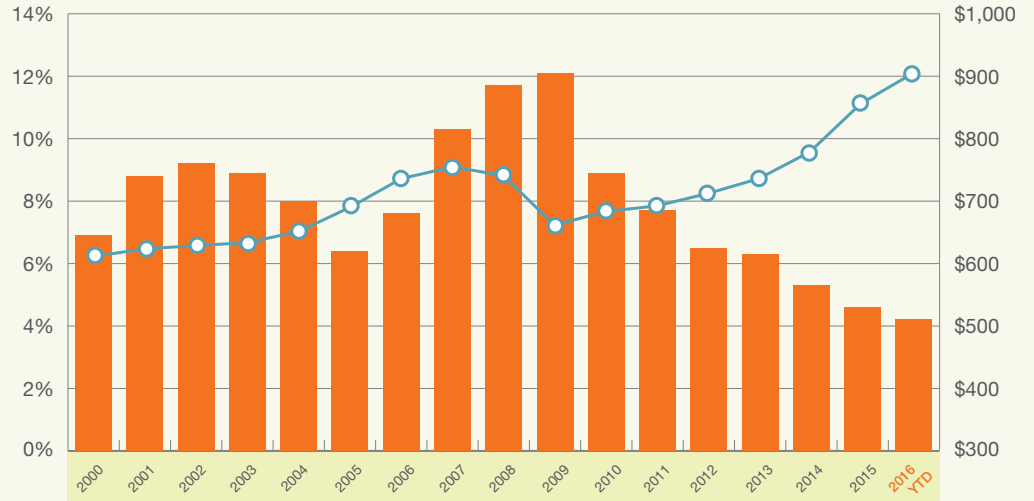
Property	Address	Submarket	# of Units	Owner	Expected Delivery Date
The Optima at Kierland	15440 N Scottsdale Rd	Desert Horizon Park/ Cactus Road	796	Ladlow's Fine Furniture	Feb-2018
McClintock Station	1831-1847 E Apache Blvd	Shalimar/McClintock	423	McClintock Station LLC	Aug-2018
Rise on Apache	1000 E Apache Blvd	University Heights	384	CA Ventures LLC	Oct-2017
Agave Old Town	3300 N Scottsdale Rd	South Scottsdale	374	JLB Partners, LP	Sept-2017
The Motley	1205-1221 E Apache Rd	Hudson Manor	367	Lennar Multifamily Investors LLC	Dec-2017

This information supplied herein is from sources we deem reliable. It is provided without any representation, warranty or guarantee, expressed or implied as to its accuracy. Prospective Buyer or Tenant should conduct an independent investigation and verification of all matters deemed to be material, including, but not limited to, statements of income and expenses. CONSULT YOUR ATTORNEY, ACCOUNTANT, OR OTHER PROFESSIONAL ADVISOR.

# 3rd Quarter 2016 Phoenix Multifamily Market Statistics

## HISTORICAL ASKING RENT PER UNIT AND VACANCY RATE\*

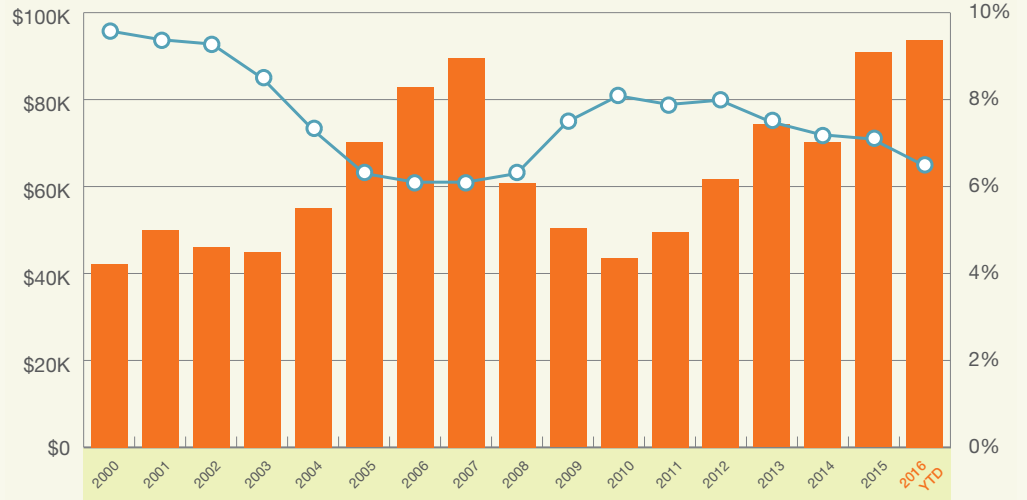
■ Vacancy Rate  
○ Asking Rate/Unit



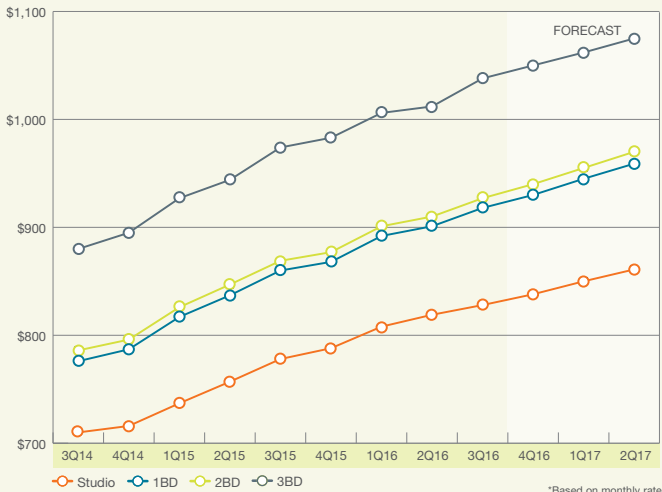
\*Based on monthly rate

## HISTORICAL SALES PRICE PER UNIT & CAP RATES

■ Sales Price/Unit  
○ Cap Rate



## ASKING RENT\*



\*Based on monthly rate

## NET ABSORPTION - QUARTERLY

